

Prolyte Ramp Solution



Prolyte Ramp Solution

Features

The ramp solution is developed to create easy access to your stage. With the flexible leg support it is easy to create a ramp for loading and unloading your stage equipment or to give disabled people easy access. Depending of the application the ratio of the ramp can be adjustable between the 1:8 and the 1:20. The ratio requirements may be different per country. To fulfill that needs Prolyte has designed a solution which gives you the possibility to adjust the angle of your ramp to the required ratio.

The leg support top part is equipped with a square 40mm leg which fits in the leg pocket of the stage deck. The bottom part will take the standard 48x3mm stage deck leg, preferably with an adjustable foot. With the different hole configuration you can choose between a 1:8, 1:10, 1:16 and 1:20 ratio.

In combination with the Topline Stagedex serie it is even possible to mount a 100 kg railing to both sides of the ramp. Landing platforms can also be integrated, so there are multiple possibilities in ramp shapes, length and width.

With the adjustable leg support you are most flexible and able to create different ramps with the same components.




Technical specifications:

Variable leg support:

Type	• SM-RP-SUPP-01-ADJ
Alloy	• EN AW 6082 T6
Leg pocket diameter	• 60 mm round outside • 48 mm round outside
Leg	• 40 x 40 mm square



Contact Us

-  Industriepark 9, 9351 PA Leek, The Netherlands
-  +31 (0)594 851 515, info@prolyte.com
-  www.prolyte.com



PROLYTE⁴
Feel. Fantastic.