

PROLYTE THEATRE PRODUCTS

POWER FLY WINCH

Real support, real knowledge.

What if Theatre is your business and you need the right solutions?

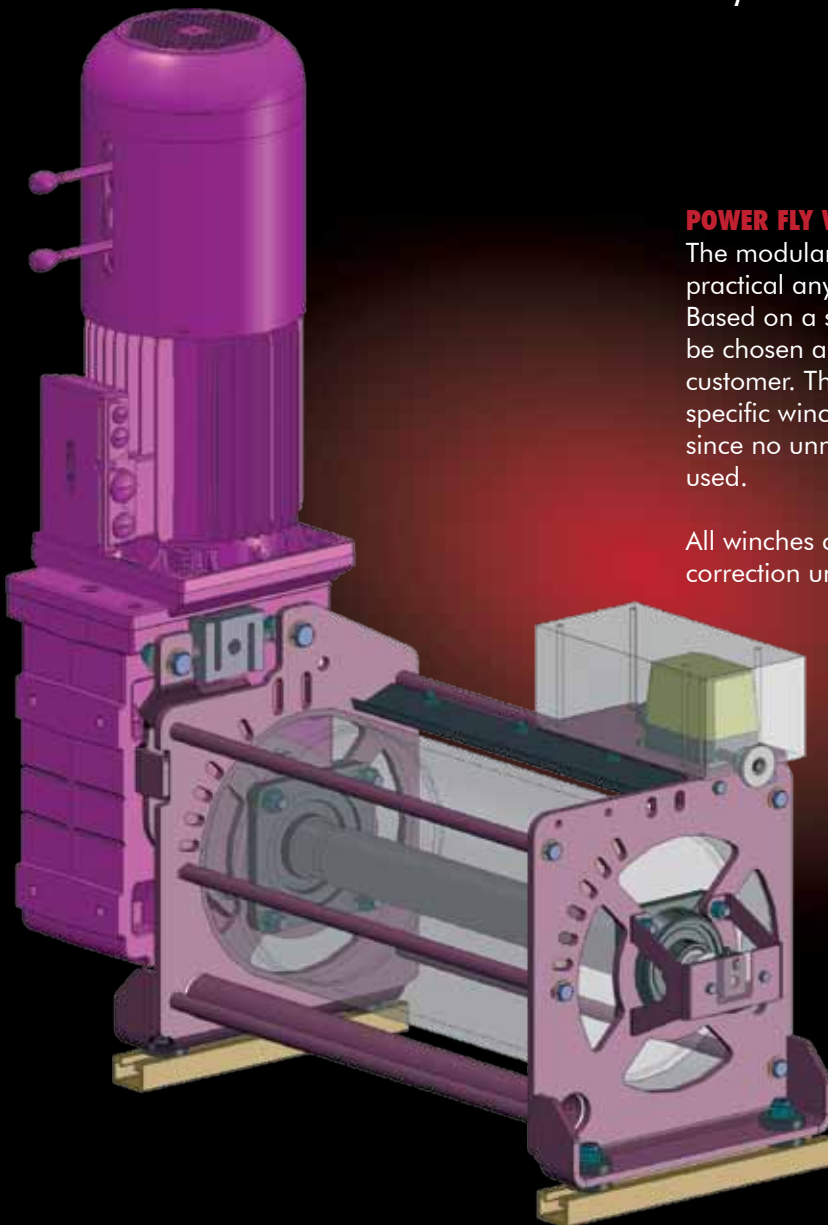
Prolyte invests in quality.

Prolyte invests in service.

Prolyte invests in new products.

Now it is time to share our expertise.

Prolyte. Providing knowledge.

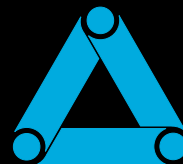


POWER FLY WINCH

The modular Power Fly Winches can be built to practical any specification needed.

Based on a standard concept, all components can be chosen and assembled to fit the needs of the customer. This modularity not only offers application specific winches, it also guarantees the best pricing, since no unnecessary or oversized components are used.

All winches can be equipped with a fleet angle correction unit when needed.



PROLYTE PRODUCTS

www.prolyte.com

PROLYTE THEATRE PRODUCTS

Other available versions are:

- Lifting capacity of 100 – 2000 kg
- Fixed or variable speed up to 4 m/s
- Drums for 1-7 wires, from 2-14 mm wire diameter
- Drum can accommodate either steel, rope or bungee wires
- Lifting height – depending on application

The winches are standard supplied with an a-synchronous motor, specific outside dimensions or dynamic behaviour may require a servo motor.

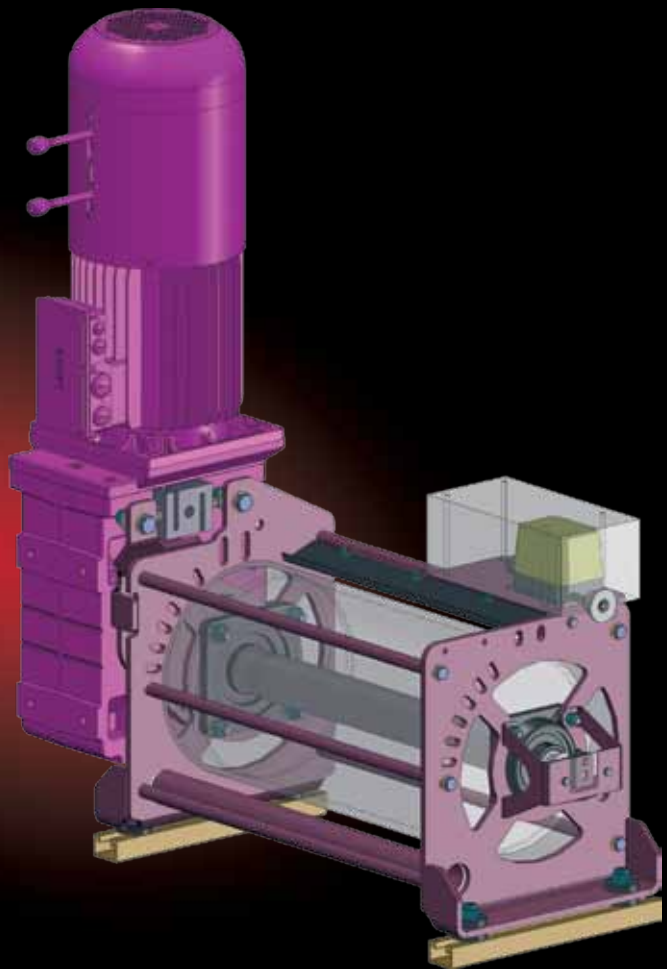
Based on the safety regulations and standards that are applicable in the specific use of the winch, each winch can be equipped with features like:

- limit switches
- absolute or incremental encoders
- single or double brakes
- slack wire detection
- cross wire detection
- load cells

Specification Power Fly Winch as shown:

PFW75-12-5000

- Lifting capacity 500 kg nett
- 4 wires
- Lifting speed 0-2 m/s
- Max. Acceleration 2m/s^2
- Lifting height 15 m
- Cross wire detection and cross wire prevention rollers
- Slack wire detection
- Hard wired double safety end switches LL, L, H, HH
- SIL 3 double encoder
- Accuracy less than 1 mm
- Static weight measurement by load cells



PROLYTE PRODUCTS
www.prolyte.com