

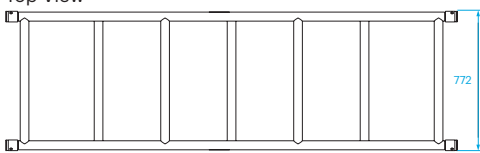
## PRODUCT DATA SHEET

S66 Series truss is constructed of main chords (50 x 4 mm) and diagonal members (30 x 3 mm), and uses the CCS7 coupling system. Both the S66R and S66V have two-sided webbing and are capable of absorbing vertical loads only.


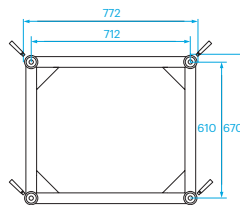
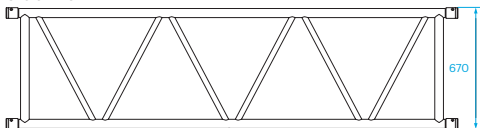
Prolyte supplies a variety of S66 Series truss elements that provide maximum flexibility, including standard or custom-made lengths, circles and arches and several types of corners. Prolyte can create custom-made pieces on request.

### S66V

Top View



Side View



#### Technical Specifications - S66 Series

Types	Rectangular (R), Square (V)
Alloy	EN AW 6082 T6
Main Chords	50 x 4 mm
Diagonal Members	30 x 3 mm
Coupling System	CCS7

Structural data can be found at [www.prolyte.com](http://www.prolyte.com)

#### S66 Series - Standard available Lengths and Codes

Metres	Feet	Code*
0.50/1.00 m in 5 mm steps	0.82'/3.28', in 0.2' steps	
1,00	3.28	S66•-L100
1,50	4.92	S66•-L150
1,74*	5.71	S66•-L174
2,00	6.56	S66•-L200
2,50*	8.20	S66•-L250
3,00	9.84	S66•-L300
3,26*	10.69	S66•-L326
4,00	13.12	S66•-L400

\*on • indicate R for Rectangular, V for Square truss.

Example: S66V-L200

# S66V SQUARE SERIE TRUSS



## S66R and S66V - Allowable Loading

SPAN		Uniformly Distributed Load		DEFLECTION		MAXIMUM ALLOWABLE POINT LOADS										SPAN
		UDL				CPL		DEFLECTION		TPL		QPL		FPL		
m	ft	kg/m	lbs/ft	mm	inch	kgs	lbs	mm	inch	kgs	lbs	kgs	lbs	kgs	lbs	total weight
6	19,7	1012,0	681,0	16	0,6	2286,7	5046,7	13	0,5	1441,1	3180,5	1145,5	2528,1	952,8	2102,9	102,0
7	23,0	865,3	582,2	22	0,9	2065,1	4557,7	18	0,7	1321,4	2916,4	1064,9	2350,3	893,9	1972,9	119,0
8	26,2	680,5	457,9	29	1,1	1880,3	4149,7	23	0,9	1218,8	2689,8	993,7	2193,2	824,3	1819,2	136,0
9	29,5	534,5	359,6	37	1,4	1723,4	3803,6	29	1,2	1129,6	2493,0	930,3	2053,2	752,0	1659,6	153,0
10	32,8	430,0	289,3	45	1,8	1588,4	3505,6	36	1,4	1051,3	2320,2	873,3	1927,4	690,2	1523,3	170,0
11	36,1	352,7	237,3	55	2,2	1470,8	3245,9	44	1,7	981,9	2167,0	821,7	1813,6	636,9	1405,5	187,0
12	39,4	294,0	197,8	65	2,6	1367,1	3017,3	52	2,0	919,8	2030,1	770,2	1699,7	590,2	1302,5	204,0
13	42,6	248,2	167,0	76	3,0	1275,0	2813,9	61	2,4	863,9	1906,7	712,2	1571,8	548,9	1211,4	221,0
14	45,9	211,9	142,6	89	3,5	1192,4	2631,7	71	2,8	813,2	1794,8	661,0	1458,9	512,1	1130,3	238,0
15	49,2	182,6	122,9	102	4,0	1117,8	2467,1	81	3,2	767,0	1692,7	615,5	1358,4	479,1	1057,3	255,0
16	52,5	158,7	106,8	116	4,6	1050,0	2317,4	93	3,6	724,5	1599,0	574,6	1268,2	449,2	991,3	272,0
17	55,8	138,8	93,4	131	5,1	988,0	2180,6	104	4,1	685,4	1512,6	537,7	1186,7	421,9	931,1	289,0
18	59,0	122,1	82,2	146	5,8	931,0	2054,7	117	4,6	649,1	1432,5	504,1	1112,5	396,9	876,0	306,0
19	62,3	108,1	72,7	163	6,4	878,3	1938,3	131	5,1	615,3	1357,9	473,3	1044,6	374,0	825,3	323,0
20	65,6	96,0	64,6	181	7,1	829,3	1830,3	145	5,7	583,7	1288,2	445,0	982,1	352,7	778,4	340,0
21	68,9	85,7	57,7	199	7,8	783,7	1729,6	159	6,3	554,1	1222,9	418,8	924,4	332,9	734,7	357,0
22	72,2	76,7	51,6	219	8,6	741,0	1635,3	175	6,9	526,2	1161,3	394,5	870,7	314,5	694,0	374,0
23	75,4	68,9	46,3	239	9,4	700,8	1546,7	191	7,5	499,9	1103,2	371,9	820,7	297,2	655,8	391,0
24	78,7	62,0	41,7	260	10,2	663,0	1463,3	208	8,2	474,9	1048,1	350,6	773,8	280,9	620,0	408,0

1 inch = 25,4 mm | 1m = 3.28 ft | 1 lbs = 0,453 kg

- Tüv certification only valid for loading table above.
- Loading figures are only valid for static loads.
- Loading figures are only valid for single spans with supports at both ends.
- All static systems, other than single spans, need an individual structural calculation. Please contact a structural engineer or ProlYTE for assistance.
- Loading figures are calculated according to and in full compliance with European standards (Eurocode).
- The self-weight of the trusses is already taken into account.
- Loading figures are only valid for the cross sectional orientation of the truss as shown by the icon in the loading table.
- The interaction between bending moment and shear force at the connection point is already taken into account.
- Truss spans can be assembled from different truss lengths.
- Read the manual before assembling, using and loading the truss.